

Farm animal face mask

1

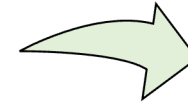

Download the template and print on to CARD

2

Cut out the individual parts from the template

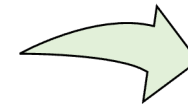

3

Cut out the eye holes from the main mask



4

Position and glue the features on the mask



5

Make a small hole at each side of the mask and thread elastic through and tie to fasten

