


HOW TO MAKE A PAPER FINGER PUPPET


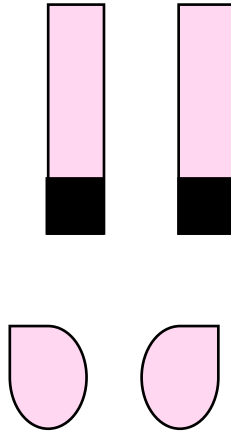
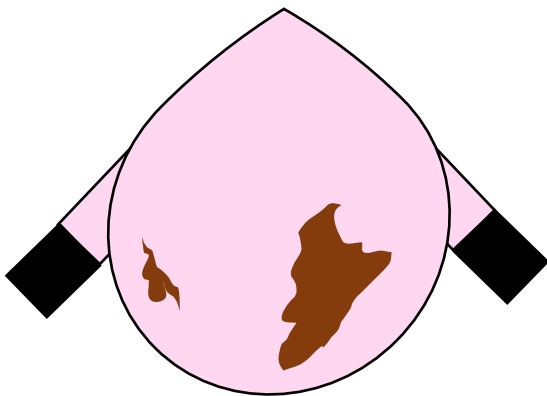


This is the body for each finger puppet. Apply glue to the grey edge then roll it until it fits your finger comfortably to form a cylinder.



This is the connector that joins the puppet's head and body. Glue the grey edge to the *inside* of the body cylinder.

PIG



COW

